

Elegant mineral granite wash solutions

Flexibility and versatility for modern sanitary facilities



FRANKE



Scope of application
City centre
from page 8



Scope of application
Offices and industry
from page 28



Scope of application
Assisted living
 from page 20

Contents

Mineral granite: The perfect washbasin material	4
Individual solutions for modern architecture	8
VARIUS, VARIUSsign, wide range of accessories	
Barrier-free washbasins with a feel-good guarantee	18
VARIUScare, EXOS., VARIUSmed	
Hygienic washrooms wherever you need them	28
QUADRO & RONDA, EXOS., QUADROtop & RONDAtop	
FUTURA exklusiv, WASHINO	

Mineral granite: The perfect washbasin material

Aesthetically pleasing, robust and incredibly versatile

The broad range of mineral granite products in washrooms, public and semi-public institutions such as sports facilities, hotels, restaurants, schools, nurseries through to hospitals, care facilities and industrial and commercial enterprises offers impressive customised solutions for optimal use of space. Standard designs complement the product range. This break-proof mineral granite composite material is called MIRANIT.


RONDAtop
countertop basin
> p. 36





VARIUS
> p. 12

The length of recessed washbasins can be adapted with an angle grinder up to a total length of 3.60 m at the customer's premises




Clear design language due to very smooth surfaces and small radii

Pore-free, hygienic, and high-polished gel coat surface in the standard Alpine white colour; temperature-resistant up to 80 °C



(a) Granite Black



(b) Granite Black/White



(c) Granite Light Grey

MIRANIT objects from a single source

Stable yet flexible

MIRANIT stands for the sturdy combination consisting of approximately 80% natural minerals, such as marble powder, sandstone and quartz sand, and approximately 20% high-quality unsaturated polyester resin. Due to its excellent fluidity, the resin-bonded mineral material can also be used to create products of almost any shape with a minimal material thickness as well.

The smooth, non-porous, hygienic gel coat surface repels dirt, comes in the Alpine white colour as standard, and is temperature-resistant up to 80 °C as well as being especially easy to care for.

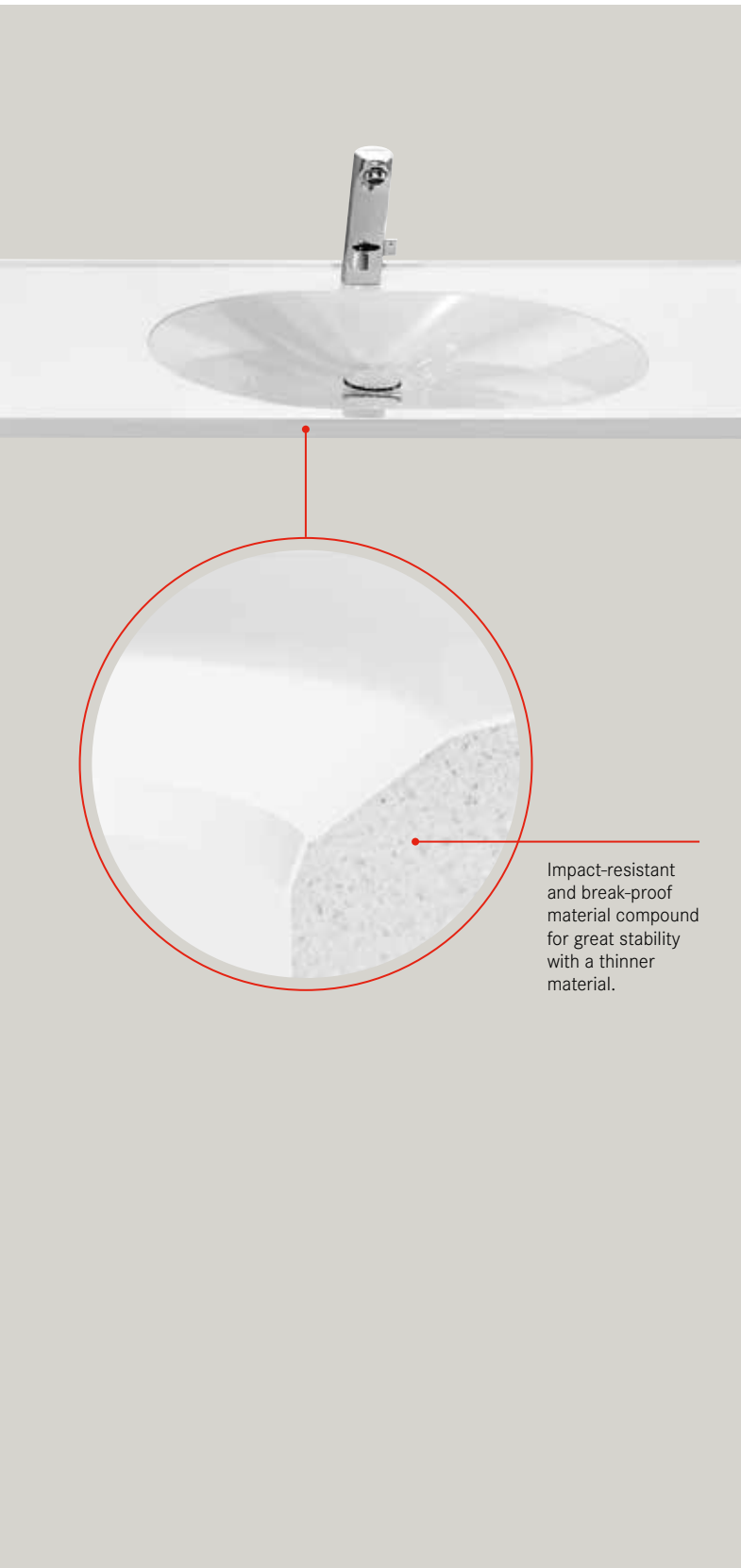
In most cases, all that is required to clean it is a damp cloth; any potential surface damage can be repaired using special repair sets.

Material advantages

- High-quality material from a single cast, free from adhesive seams or joints for an elegant appearance
- Smooth, non-porous, hygienic and easy-care gel coat surface which can be touched up as needed
- Pleasant, warm feel
- Highly resistant to chemical and physical stresses, e.g. use of disinfectants
- Higher stability in terms of impact and shatter-resistance compared to sanitary ceramics

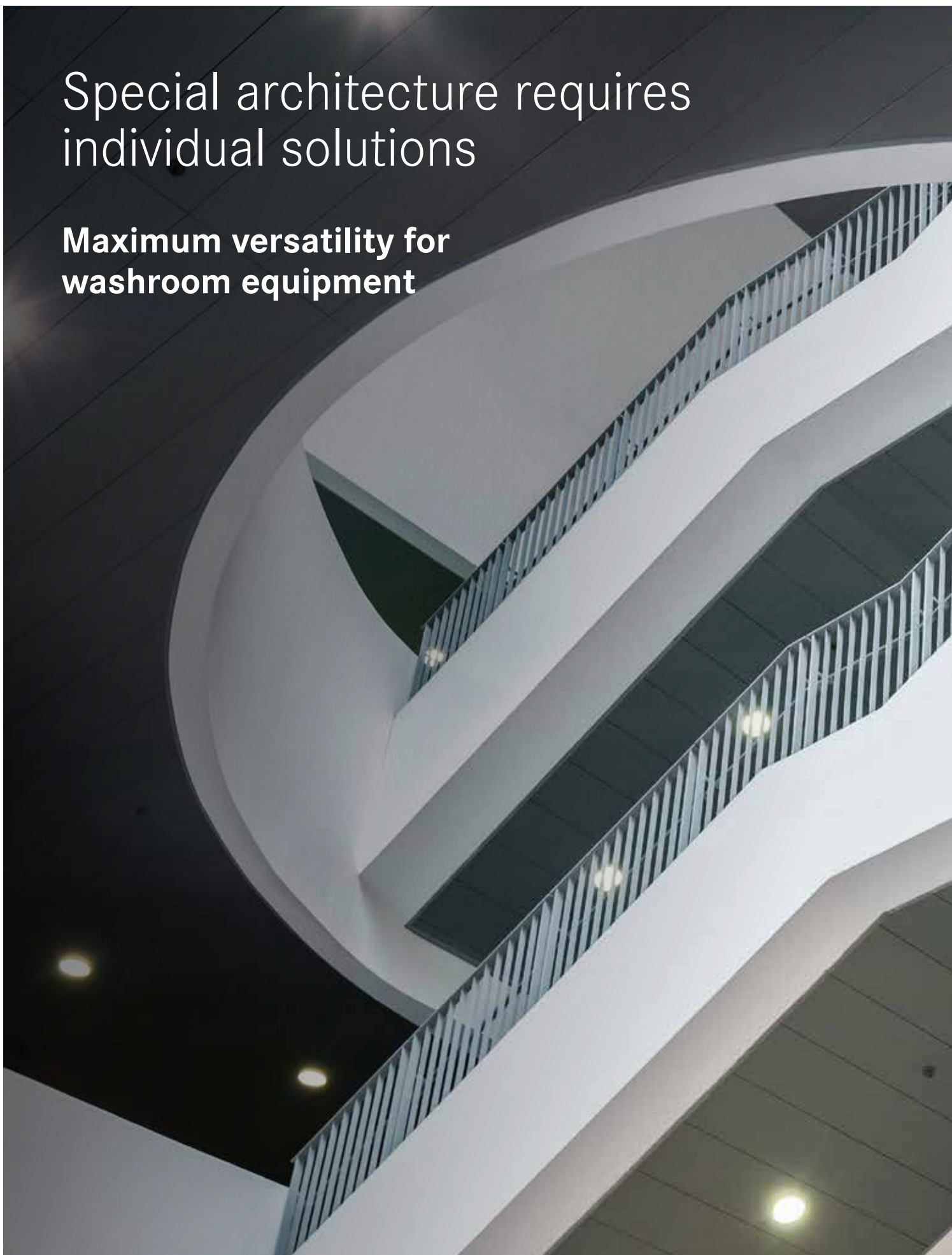
Colours


For an additional fee, we offer mineral granite products in the colours Granite Black (a), Granite Black/White (b) and Granite Light Grey (c) in addition to the standard Alpine White. These special versions are temperature-resistant up to 65 °C.



Special architecture requires
individual solutions

**Maximum versatility for
washroom equipment**





Creative design ideas for individual requirements

Custom products –
stylish, clean, modern



The architectural requirements for equipment in washrooms with heavy footfall are extremely different. However, the focus is always on optimal use of space. In practice, washbasin combinations of different sizes with several bowls are a proven solution in this case.

Individual floor plans often require washbasins to be precisely fitted in new or renovated washrooms. Whether the lines are elegantly curved or purely straight, the flexible VARIUS washbasin range offers the optimal solution for every room layout.





A recessed washbasin with three bowls offers a custom solution with plenty of storage space on either side of the wash place.

Products in the room:

VARIUS D-shaped with three round VARIUSsign ROME bowls, STRATOS stainless steel accessories, F5E-Mix pillar mixer

VARIUS – custom flexibility

Top-quality variable washroom equipment



Three different shapes of bowl can be seamlessly integrated into the elegant washbasin countertop with a material thickness of just 25 mm.


VARIUS Convex shape

Basic bowl shapes

Choose from over 25 bowl designs




VARIUSign Rectangular



VARIUSign Oval

Washbasin shapes



VARIUS D-shaped



VARIUS L-shaped



VARIUS Straight



VARIUSsign Round

VARIUS

Individual design ideas turn washrooms in public and commercial establishments into business cards for architects and operators. The VARIUS washbasin range represents custom-made sanitary solutions in property construction. The 25 different bowl designs can be seamlessly integrated into the elegant washbasin countertop with a material thickness of just 25 mm. Whether an accentuated square, stadium oval or smooth circular shape – the three basic shapes offer alternative design options for different architectural requirements. Thanks to the flexible washbasin length, the freely selectable bowl shapes, the number of bowls and the bowl clearances, there are virtually no limits to the wealth of ideas on offer.



Custom lengths

Options include bespoke units with single or multiple bowls in the washbasin countertop with a length of up to 3600 mm and a depth of up to 600 mm. Aprons are available up to a height of 150 mm. Towel rails can be built into the apron at a height of 150 mm. Another option is the splashguard up to a height of 100 mm.

Bowl selection

Integrate one of the 25 VARIUSsign bowls into the custom unit. Depending on the style and dimensions, you can create the perfect design object for any environment.








Vast choice of shapes: VARIUSsign

Adaptability at the highest level

The VARIUS washbasin range represents custom-made sanitary solutions in property construction. A variety of bowl shapes (VARIUSsign) can be seamlessly fitted into the delicate washbasin countertop. Furthermore, a wide range of options offers almost unlimited freedom when it comes to the design:





- Bowls and bowl clearances
- Holes/recesses for accessories
- Seamlessly moulded apron/upstand
- For different types of installation, e.g. recess installation
- Flexible washbasin dimensions and corner design
- With or without tap ledge
- VARIUSsign ETON, ROME, OSLO available with washbasin back panel for attachment

VARIUSsign bowls – basic shapes

	Round	Rectangular	Oval
VARIUS Washbasin shapes			
Straight 	✓	✓	✓
D-shaped 	✓	–	✓
L-shaped 	✓	✓	✓
Convex shape 	✓	–	✓





VARIUSsign: Bowl shape selection – round

Without overflow

			
ROME 410 x 90 x 410 mm	COMO 540 x 100 x 380 mm	MUNICH 400 x 150 x 400 mm	LINZ 340 x 150 x 340 mm



Without overflow

With overflow (OF)

			
ZURICH 585 x 160 x 365 mm	MUNICH OF 400 x 150 x 400 mm	LINZ OF 340 x 150 x 340 mm	ZURICH OF 585 x 160 x 365 mm

VARIUSsign: Bowl shape selection – Rectangular

Without overflow

			
ETON 560 x 90 x 400 mm	MILAN 500 x 130 x 350 mm	PISA 550 x 127 x 380 mm	BERLIN 400 x 80 x 320 mm
			
PARIS 530 x 85 x 315 mm	LILLE 600 x 120 x 300 mm	NICE 495 x 120 x 320 mm	BERN 540 x 140 x 310 mm
			
GRAZ 405 x 200 x 355 mm	PALMA 450 x 140 x 280 mm		

With overflow

		
BERN OF 540 x 140 x 310 mm	GRAZ OF 405 x 200 x 355 mm	PALMA OF 450 x 140 x 280 mm

VARIUSsign: Bowl shape selection – oval

Without overflow

With overflow (OF)

			
OSLO 555 x 90 x 395 mm	BILBAO 425 x 120 x 290 mm	LONDON 520 x 145 x 360 mm	LONDON OF 520 x 145 x 360 mm



VARIUS offers various options, from a single corner washbasin solution to multiple washbasins for several guests.



Versatile washroom options

with built-in accessories



F5S Therm self-closing wall-mounted mixer with thermostat

The F5S Therm tap with the patented FRAMIC self-closing cartridge and active scald protection guarantees maximum functional reliability, durability and ease of maintenance. The unique ceramic cartridge provides stagnation-free, hydraulic control of the water flow and simultaneously sets the highest hygiene standards for sanitary facilities. Other advantages include hygiene flushing, an infinitely variable flow time setting and the anti-scald safe-touch housing.



Add useful accessories

A variety of accessories can be built into VARIUS washbasins. Choose from the range to complement your individual design. Accessories include: Table soap dispensers, various ejector collars, round or square flaps, waste basket and tissue dispenser on request



F5E-Mix electronic pillar mixer

Saving water and energy in public sanitary facilities has never looked so good. The F5E-Mix boasts an elegant shape and innovative functions. The opto-electronically controlled tap is perfect for wet rooms, where the emphasis is on convenience and safety. Its highly-visible infrared electronics detect approaching hands and activate the water flow. When you remove your hands from the sensor area after washing, the water flow also stops immediately.



RODAN electronic paper towel dispenser

The timeless design of RODAN stainless steel equipment with its angular side profiles lends itself to the contemporary decor of heavily frequented washrooms. With these accessories, planners and operators can create an economically efficient, aesthetic design for customised washrooms.

Generational mixing – freedom
and care under the same roof

**Barrier-free washbasins
with a feel-good guarantee**





Comfortable bathrooms for multiple generations

Form and functionality for all



When it comes to planning care facilities and hospitals, our understanding of the relationship between people and architecture is well respected. We provide wash-

basins that are specially designed for barrier-free sanitary facilities, taking into account the needs of persons with physical disabilities without stigmatising users.

The F4 thermostat single lever mixer is ideal for patient bathrooms. The innovative washing and shower fittings with built-in thermostatic cartridges combine the most important criteria for hygienically sensitive areas: Safety, ergonomics and easy cleaning.

Products in the room:
F4LT-Med thermostat-single-lever wall-mounted mixer for washing and showering (here in combination with hand shower and shower pole), CONTINA support and grab rails and folding shower seat, VARIUScare washbasin.





Maximum comfort

The line of washbasins for barrier-free sanitary facilities

VARIUScare
Single washbasin,
barrier-free

Colour strips for visual orientation

The colour strip is seamlessly embedded in the washbasin rim to orient the washbasin using the two-sense principle visually.



Colour range

In addition to the standard "Umbra grey", other RAL colours can be supplied on request. Below are some examples.





VARIUScare single washbasins

The soft, rounded outline of the washbasins in the VARIUScare line surrounds a modern, flat bowl which makes it easy to wash your hands. The washbasin rim, which has a pleasantly warm feel, has built-in grip aids that allow users to pull themselves up and be supported on all sides. The VARIUScare single washbasins are available in three sizes, optionally with or without a colour strip.



Ergonomic washbasin outline

The easy-grip washbasin rim allows users to pull themselves up and be supported on all sides.



ANMW501



ANMW503



ANMW505



EXOS. Washbasins with built-in recessed grips and perfectly coordinated accessories with a stainless steel body and optional black or white safety glass front set this model series apart from the rest. These are combined with the innovative F5L Therm single lever mixer (top) and the PROTRONIC-S opto-electronic pillar mixer (bottom).

Modular flexibility across the board

Clean shapes and
high-quality materials



EXOS. Washbasins

The EXOS. washbasins are ideal for all types of standard or custom washroom solutions. Increased comfort, safety and ergonomics were taken into account in the overall design, the dimensions of the storage surfaces, the design of the handle areas and the deliberate separation of wet and dry areas. The range extends from common standard sizes to variable dimensions, with and without recessed grips. The range also includes an impressive array of bowl sizes and washbasin length options.



EXOS.
ANMW0001
barrier-free single washbasin



EXOS.
ANMW0002
barrier-free single washbasin



EXOS.
ANMW0003
hand washbasin, barrier-free



F4LT Med thermostat single lever mixer

The F4 thermostat single lever mixer combines the most important criteria for hygienically sensitive areas: Safety, ergonomics and easy cleaning. The innovative mixer cartridge combines the complete thermostat function with proven ceramic disc technology for the first time. With "THERM inside", users can trigger the flow of water with the control lever as usual, and also select their desired temperature with scald protection.



Electronic table soap dispenser

Electronic soap dispenser for washbasin mounting, opto-electronically controlled for connection to the intended unit for front-wall mounting. Consisting of a container for liquid soap, power supply and pump unit allowing for four different soap output quantities per sensor trigger to be set.



VARIUSmed

Custom ergonomics and hygiene

Strict hygiene guidelines are in place for sanitary facilities in hospitals, care facilities and laboratories. The Miranit general purpose utility sinks and multiple washbasins in the VARIUSmed line comply with these regulations and feature surface properties that repel bacteria. Their ingenious bowl geometry also prevents liquids from dripping onto the floor.



Robust and easy-care:
The generously sized, seamlessly
moulded bowl with large inner
radius is particularly user-friendly
and easy to clean.

VARIUSmed general purpose utility sinks

The material, surface and shape of the general purpose utility sinks make them ideal work equipment for medical facilities. The sinks come with one or two bowls as well as storage areas adapted to the space and usage requirements.



VARIUSmed multiple washbasins are fully coated with gelcoat. The hygienic, smooth surfaces effectively prevent bacteria and microorganisms from sticking.



VARIUSmed multiple washbasin

Seamless multiple washbasins are specially designed for use in operating room washrooms. Their variable number of bowls (one to three) and custom design allow the washroom equipment to be adapted to the setting. Their ergonomically shaped, large bowls with a reduced projection in the fitting area offer clinical staff comfortable conditions for cleaning and disinfecting hands and arms.

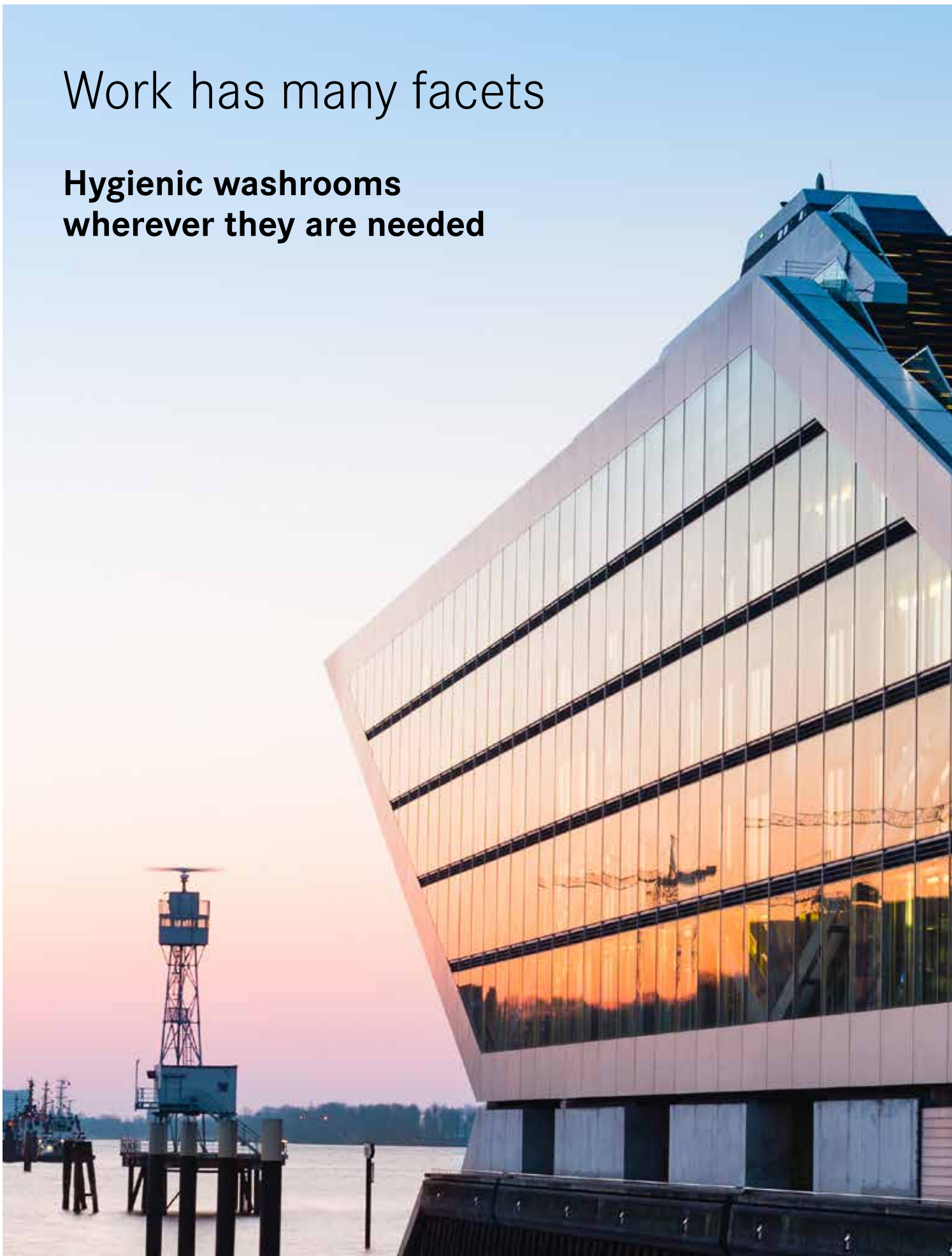


F5E-Therm electronic thermostatic wall-mounted mixer

The product line is exceptional, both visually and haptically, and impresses with its geometric elegance and distinct design elements. Intelligent, hygienic and environmentally friendly, the F5E-Therm fittings set new standards when it comes to attractive sanitary facilities in a professional context. The innovative electronic fittings in the F5-line stand out thanks to rapid infrared detection, programmable functions and control options including integration in the AQUA 3000 open water management system.

Work has many facets

**Hygienic washrooms
wherever they are needed**





Smart solutions with standard washbasins

for strict hygiene requirements



Timeless, attractive washbasin shapes are aesthetically pleasing and ideal for modern sanitary facilities, for example in office buildings. All washbasin versions are available with an optional tap

hole and can be easily combined with hydraulic and electronic washbasin taps as free-standing or wall-mounted models in the Franke product range.



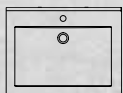
Products in the room:

QUADRO multiple washbasin with three bowls,
PROTRONIC-S washbasin pillar mixer,
EXOS. accessories including premium mounting
stand with electronic disinfectant dispenser

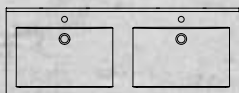


QUADRO & RONDA

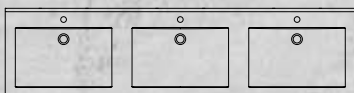
Distinctive shapes for a harmonious effect



QUADRO ANMW411 single washbasin
600 x 530 mm



QUADRO ANMW421 double washbasin
1400 x 530 mm




QUADRO ANMW431 multiple washbasin
2100 x 530 mm

QUADRO single washbasin –
the distinctive shape of modern
washroom design

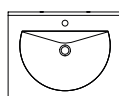
RONDA single washbasin

Elegant, delicate, modern

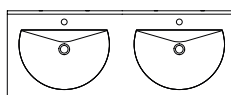


RONDA

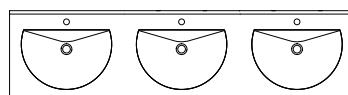
The elegant circular shape of the RONDA washbasins was cut on a line running parallel to the wall. Its visually pleasing shape fits into any washroom and offers generous bowl space for cleaning. Its flat rear edge and an apron height of just 60 mm, give the multiple wash systems a modern yet delicate appearance. The RONDA's timeless and appealing design makes it particularly attractive as a recessed washbasin.



RONDA ANMW211 single washbasin



RONDA ANMW221 double washbasin



RONDA ANMW231 multiple washbasin

All washbasins are also available without a tap hole.



When it comes to accessories for EXOS., their functionality is systematic. Interchangeable front panels made of premium materials such as stainless steel and glass can be perfectly integrated into any room. Their clear, neutral lines and elegant form deliver harmonious proportions.



EXOS. One line. One design.

Functionality in
perfect harmony

EXOS.

With its clean, harmonious and timelessly elegant design and material language, the line fits perfectly into any new or existing architectural environment, right down to the smallest detail.

Accessories and washbasins guarantee optimal design flexibility for architecture and planning. The line is ideal for individual custom solutions for new or existing public and semi-public areas.

All EXOS. products are designed in a modular way and can be systematically expanded and used sustainably: The front of the accessories can be changed, the soap dispensers converted and the washbasin recesses and lengths selected. The entire line is available as an extensive range that guarantees maximum flexibility and planning security as well as the highest-quality modular functionality.



EXOS. ANMW0010 single washbasin



EXOS. ANMW0011 single washbasin



EXOS. multiple washbasin



PROTRONIC-S electronic pillar mixer

The PROTRONIC-S washbasin tap allows for convenient hand washing and simultaneously ensures optimal drinking water hygiene in modern washrooms. The slim one-piece housing combines all the tap components of the elegant optoelectronics. Thanks to a reduced water flow rate and dynamic motion detection, this tap also boasts technical advantages.



EXOS. electronic disinfectant dispensers

With their uniform design language and their linear and timelessly elegant look, EXOS. accessories are especially suitable for high-quality sanitary equipment in offices and administration buildings. This range is designed to be modular and expandable. EXOS. products are available for surface mounting and for recessed mounting. The touch-free disinfectant dispensers can also be combined with the free-standing premium mounting stand in stainless steel.



Simple geometry

Aesthetically implemented.



White dome waste valves are also available as optional accessories for a visually consistent bowl surface.



RONDatop countertop washbasin

The circle is a fundamental shape that can be found in various incarnations in nature, architecture and art. It is loaded with many symbolic meanings. Its form, which is considered infinite, represents harmony, wholeness and strength, among other aspects. These characteristics are underscored by the MIRANIT material, from which the new countertop washbasins are made. Despite their delicate material thickness and elegant, flowing bowls, products made of mineral granite composite are extremely sturdy and shatter-proof. Their smooth, non-porous and high-polished surface is exceptionally hygienic and easy to clean. Furthermore, our new countertop washbasins offer a unique special feature that is invisible from the outside. A seal that is integrated into the mounting edge from below enables the washbasin to be installed quickly and easily on the frame. Additional sealing with silicone is no longer necessary.



The QUADROtop countertop washbasin's attractive shape is always the centre of attention, with and without an overflow. This modern wash place is perfectly complemented by the elevated F5 taps.

QUADROtop countertop washbasin

Clear lines that harmonise with a soft, smooth design characterise the QUADROtop washbasins. These countertop washbasins made of the MIRANIT mineral material owe their elegant appearance to a combination of two basic shapes, namely the cylinder and cuboid.

Due to its excellent fluidity, the resin-bonded composite material can also be shaped into delicate forms with minimal material thickness while offering impressive stability. The shatter-proof material is surrounded by a non-porous and polished exterior shell. This colouring, easy-to-clean gelcoat is extremely durable. Even water temperatures of up to 80 °C do not have a detrimental effect on the gelcoat surface of the standard Alpine white finish. Thanks to an externally invisible, integrated mounting seal, the time-consuming process of sealing the washbasin countertop with silicone is a thing of the past. These smooth, high-gloss washbasins can be installed quickly and cleanly.





More space for new working environments

Flexible, safe and hygienic.



FUTURA exclusive

As always, physical stress is part of many people's everyday work in industry and trade. Accordingly, convenient hand and body washing facilities provide welcome refreshment before heading home. Flexible, safe and user-friendly sanitary solutions are what is needed here. Functionality, water-conserving and energy-saving products, low maintenance and servicing costs as well as cleanliness and good cleaning characteristics are key decision criteria.





Make handwashing fun

Playful hygiene

WASHINO

WASHINO wash and play troughs are available as four product variants: With two, three and four wash places and as the WASHINO-Step with two wash places at different heights. Their soft, flowing forms and the pleasant, warm feel of the MIRANIT material make handwashing fun for children. Its fun wave shape means that even the smallest children can easily reach the taps thanks to the reduced basin overhang. At the same time, the larger basin radius creates a space to play between the wash places.



DELABIE



RAK
CERAMICS

SCALEMASTER

SOLO

WATERGUARD

WARDEN

WISA

WILKINS

ZURN



**MACDONALD
INDUSTRIES LIMITED**

Auckland (Head Office)

20 Carr Rd, Three Kings
Auckland 1042
09 624 1115
sales@macdonaldindustries.co.nz
macdonaldindustries.co.nz

Christchurch

32B Hayton Road
Wigram, Christchurch
03 348 2356
christchurch@macdonaldindustries.co.nz

Wellington

04 569 8033

