



## Grab Rails

MacDonald Industries grab rails are designed to provide safe support and comfort for people who require assistance in bathroom environments.

- 
- Grab Rails
  - Fold Down Toilet Supports
  - Toilet Back Rests
  - Slide Shower Grab Rail Systems
  - Shower Curtain Tracks



**MACDONALD  
INDUSTRIES LIMITED**





## About Us

For more than 50 years MacDonald Industries has provided quality service to architects, consulting engineers, and the commercial building industry. This experience has allowed us to build a reputation for quality products, backed by our world leading suppliers.

Commercial building products require special attention to detail to ensure good looks, reliability and in particular, ease of maintenance is built into their design. It is with this in mind that MacDonald Industries Ltd choose their supplier partners.



## Contents

### Grab Rails

Wide range of stainless steel grab rails 4

### Fold Down Grab Rails

Perfect solution to any toilet setup which requires grab rail assistance 5

### Back Rests

Back rests for accessible toilets 5

### Slide Shower Systems

Shower systems suitable for accessible bathrooms  
Shower curtain tracks 6

### Shower Curtain Tracks and Rails

Shower accessories 7

## CleanSeal® Flange and Cover

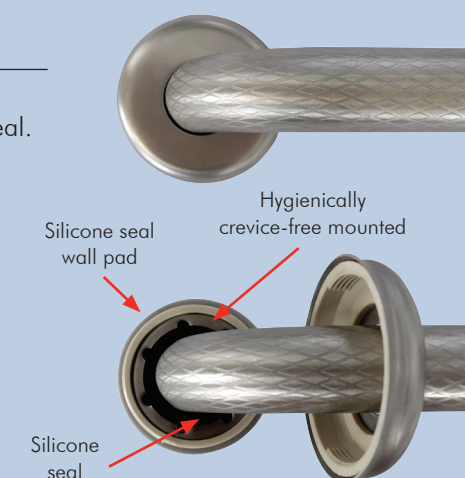
An innovative flange and cover system engineered to provide full structural strength, with a simple fixing method and hygienic wall seal. Provides easily cleaned crevice-free condition that inhibits bacterial build up.

### CleanSeal® features

- Stainless steel
- Heavy duty flange
- Quick & easy installation
- Adjustable slide tension
- Stainless steel cover
- Silicone seals

### CleanSeal® benefits

- Fully compliant to AS 1428.1-2001
- Low maintenance
- Effectively mounted to inhibit bacteria
- Cost effective



## EasySlide™

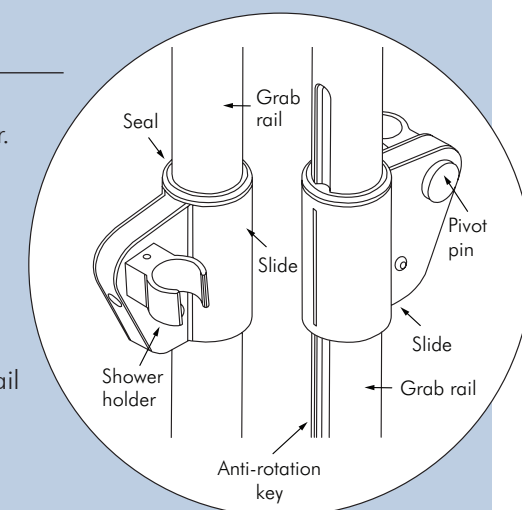
A unique quality handset cradle designed to provide smooth shower positioning by slide-action with a fully adjustable tensioner. The encapsulated bush is self-cleaning and keyed to vertical rails to prevent unwanted axial rotation.

### EasySlide™ features

- Stainless steel
- Concealed bearing
- Anti-rotation key
- Adjustable slide tension
- No obstruction on rail
- Self cleaning
- Optional handle (for seated users)

### EasySlide™ benefits

- Fully compliant to AS 1428.1-2001
- Low maintenance
- Can be used as a grab rail
- No obstruction on rail to harbour bacteria
- Cost effective



## Water efficiency

Water rating labels help you choose water efficient products, conserving New Zealand's water supply and reducing

your bills. You will find WELS labels on all required products.



## Water Mark

MacDonald shower systems are manufactured to WaterMark Standards AS1428.1-2001.



## Accessibility

Look for the MacDonald Industries accessible icon for products designed specifically for accessible bathrooms

meeting the requirements of the NZS4121 standards.



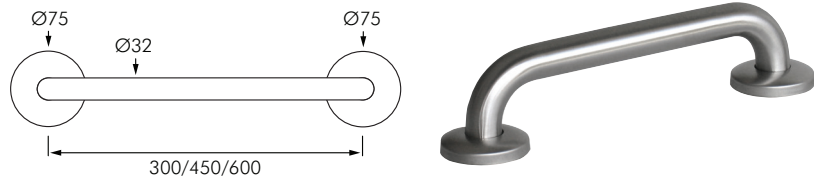


Grab Rails

MacDonald stainless steel grab rails assist in mobility for the elderly and disabled in accessible toilets, showers or homes. Designed to enhance hygiene and comfort for the user with one key feature being the CleanSeal® flange and cover. Fully welded in grade 304 stainless steel Ø32mm tubing.

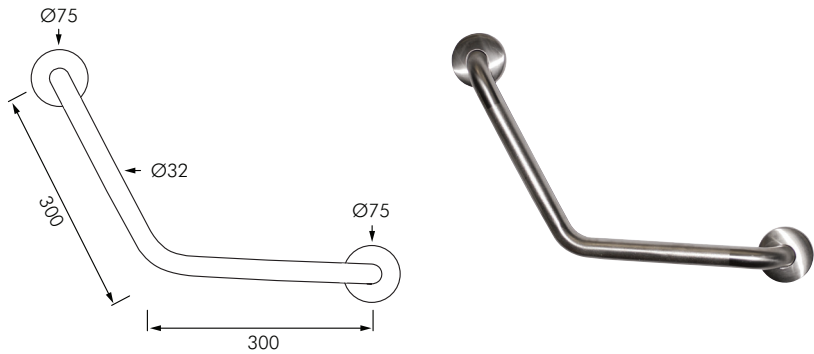
MacDonald CleanSeal® Straight Grab Rail

- BE-BT00/300  
BE-BT00/450  
BE-BT00/600 (Complies with NZS4121 for bathroom door)
- Ø32mm straight grab rail
  - Standard lengths 300mm, 450mm, 600mm
  - CleanSeal flange and cover Ø75mm
  - Knurled slip resistant grip



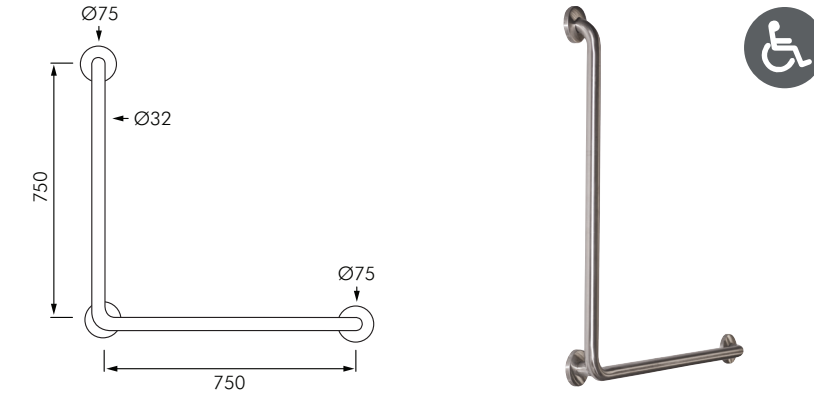
MacDonald CleanSeal® 40° Grab Rail

- BE-BTCAM30
- Ø32mm grab rail with 40° bend
  - Standard size 300 x 300mm
  - CleanSeal flange and cover Ø75mm
  - Knurled slip resistant grip
  - Ideal for aged care and home assist



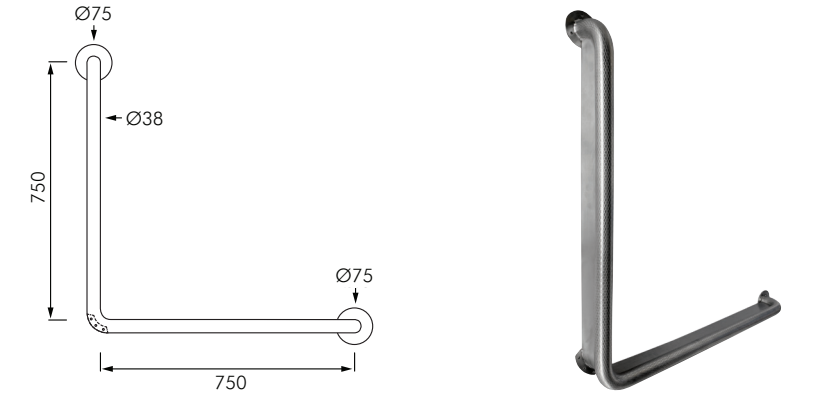
MacDonald CleanSeal® 90° Grab Rail

- BE-BT5/90
- Ø32mm grab rail with 90° bend
  - Standard size 750 x 750mm
  - CleanSeal flange and cover Ø75mm
  - Knurled slip resistant grip
  - Offers a user vertical and horizontal support
  - Complies with NZS4121 for toilet and shower



MacDonald Anti-Ligature 90° Grab Rail

- BE-AL5/90B
- Ø38mm grab rail with 90° bend
  - Standard size 750 x 750mm
  - Box section allows 270° grip surface
  - Knurled slip resistant grip
  - Offers a user vertical and horizontal support

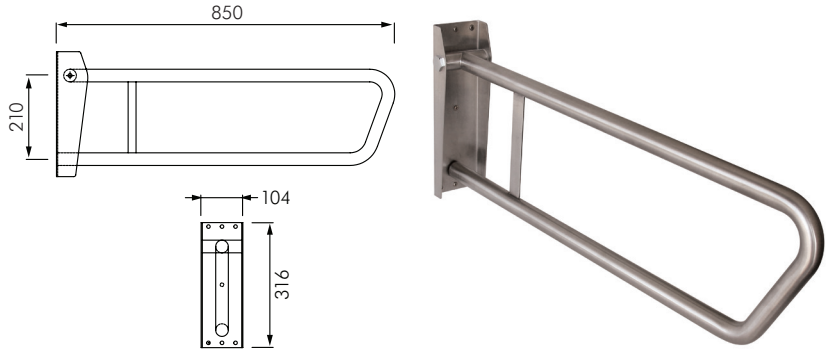


Fold Down Toilet Support and Backrests

MacDonald stainless steel fold down toilet supports and backrests are designed to assist in mobility and comfort for the elderly and disabled in accessible and aged care toilet applications. Designed for strength and easy installation. Fully welded in grade 304 stainless steel Ø32mm tubing.

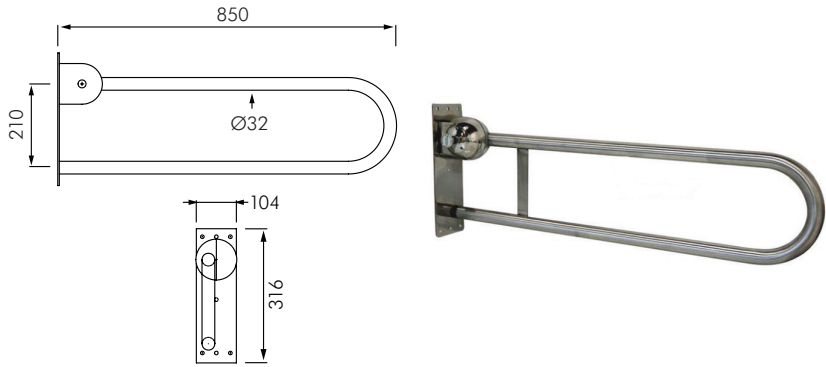
MacDonald Fold Down Toilet Grab Rail

- BE-BT20
- Ø32mm grab rail
  - Standard length 850mm
  - Folds up and down
  - Knurled slip resistant grip
  - Ideal for accessible, aged care and home assist



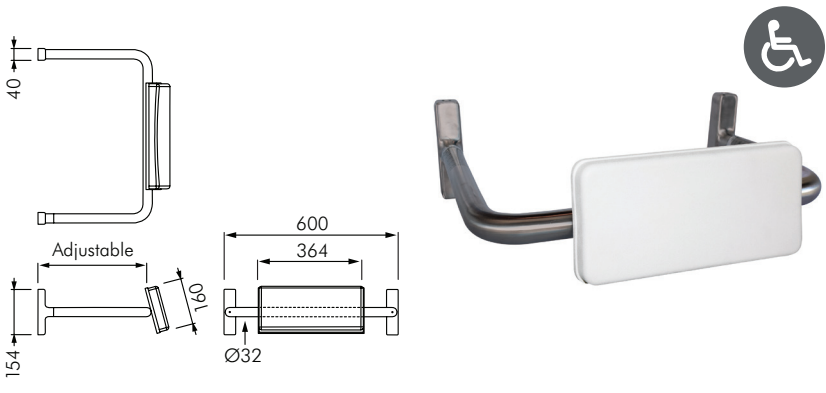
MacDonald Fold Down Toilet Grab Rail with Safe Lock

- BE-BT20SL
- Ø32mm grab rail
  - Standard length 850mm
  - Folds up and down with safe lock
  - Knurled slip resistant grip
  - Ideal for accessible, aged care and home assist



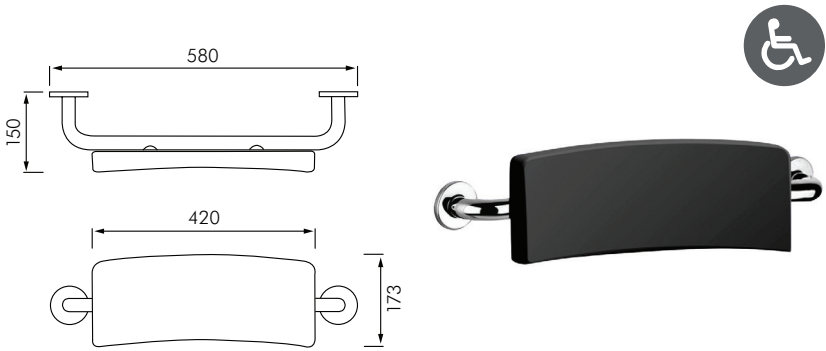
MacDonald Rest-Ezy Toilet Back Rest

- BE-BT35
- Adjustable back rest for toilet
  - Comfortable padded support
  - Ideal for accessible, aged care and home assist
  - Suitable for use with RAK CO-1245S/P disabled back to wall suite
  - Complies with NZS4121 for accessible toilets



Delabie Comfort Back Rest

- DE510629
- Comfortable padded support
  - Ideal for accessible, aged care and home assist
  - Suitable for use with RAK back to wall and wall hung disabled toilets RA-CO1144 and 1145, or RA-CO1344 and 1345
  - Complies with NZS4121 for accessible toilets

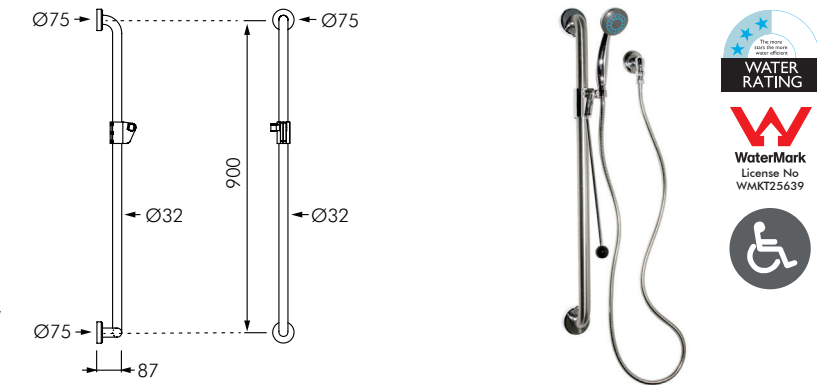


# Shower Systems

MacDonald Shower Systems have many innovative features to enhance hygiene and comfort for the user including CleanSeal® flange and cover and EasySlide™ handset cradle. All Shower Systems are fully welded in grade 304 stainless steel Ø32mm tubing.

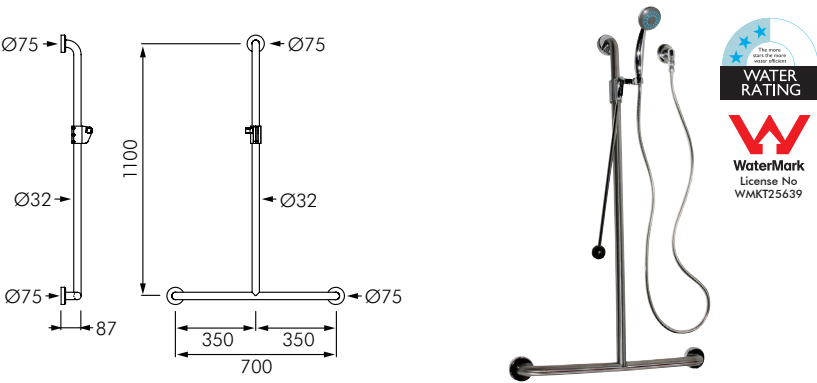
## MacDonald Shower System with 900mm Grab Rail

- BE-SK3** - 900mm slide shower system  
**BE-SK3/ESH** - As above but with extended slide handle (as shown)
- 900mm Ø32mm straight grab rail
  - CleanSeal wall flange Ø75mm
  - Easy slide friction slide assembly
  - Complies with NZS4121
  - 1500mm hose, hand piece and elbow
  - Supplied with standard slide control



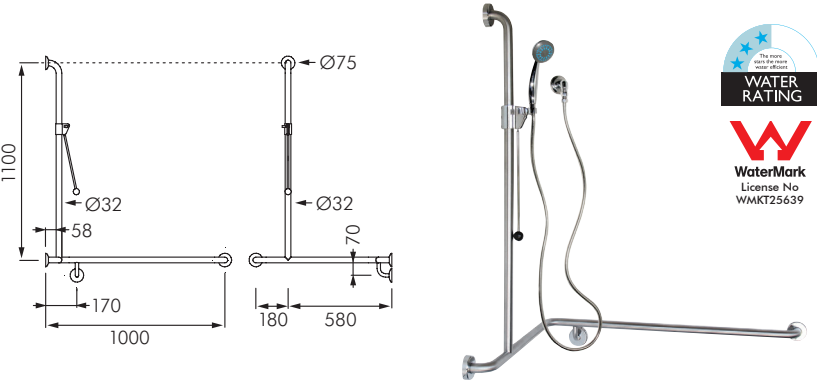
## MacDonald Shower System with T-Shaped Grab Rail

- BE-SK28** - T-shaped shower system  
**BE-SK28/ESH** - As above but with extended slide handle (as shown)
- 700 x 1100mm Ø32mm T-grab rail
  - CleanSeal wall flange Ø75mm
  - Easy slide friction slide assembly
  - 1500mm hose, hand piece and elbow
  - Supplied with standard slide control



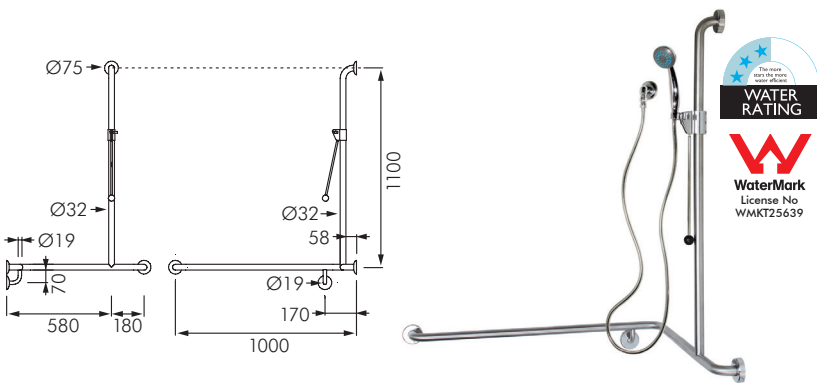
## MacDonald Shower System with Corner Grab Rail

- BE-SK34L** - Left hand shower system  
**BE-SK34L/ESH** - As above but with extended slide handle (as shown)
- 1000 x 760 x 1100mm Ø32mm corner grab rail
  - CleanSeal wall flange Ø75mm
  - Easy slide friction slide assembly
  - 1500mm hose, hand piece and elbow
  - Supplied with standard slide control



## MacDonald Shower System with Corner Grab Rail

- BE-SK34R** - Right hand shower system  
**BE-SK34R/ESH** - As above but with extended slide handle (as shown)
- 1000 x 760 x 1100mm Ø32mm corner grab rail
  - CleanSeal wall flange Ø75mm
  - Easy slide friction slide assembly
  - 1500mm hose, hand piece and elbow
  - Supplied with standard slide control

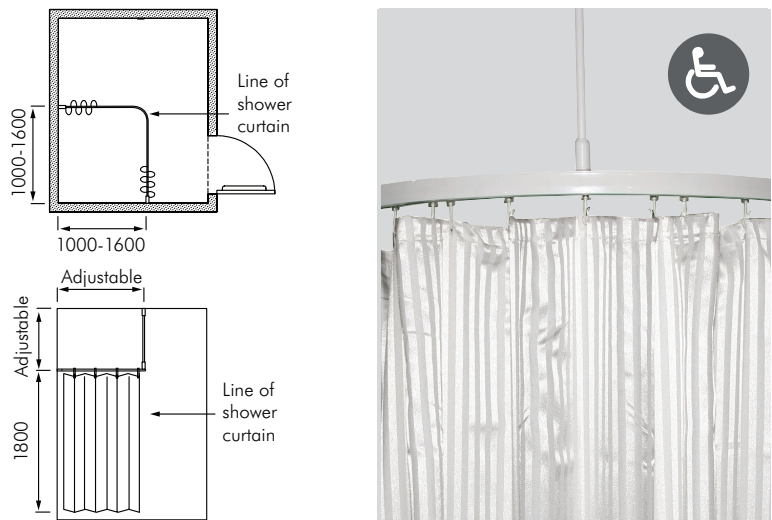


# Shower Curtain Tracks

MacDonald and Delabie shower curtain tracks and rails are strong, safe and durable. Easy to install kitset formats with no maintenance.

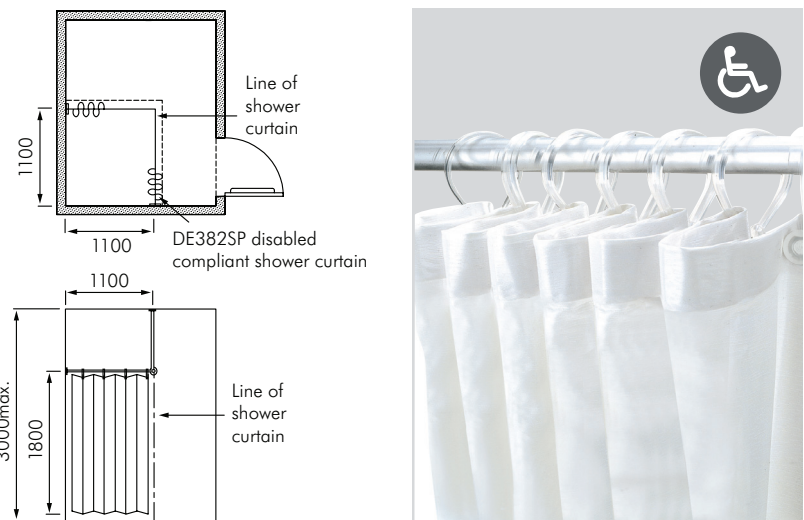
## MacDonald Corner Shower Track Kit

- BE-STM160A** - Shower Track Kit  
**DE382** - White PVC 1800H x 1200W curtain (need 2)  
**DE387** - White PVC 1800H x 1800W curtain (need 2)
- Adjustable track 1000 - 1600mm
  - Supplied with adjustable ceiling support
  - Complies with NZS4121 shower when installed 1100 x 1100mm dimensions



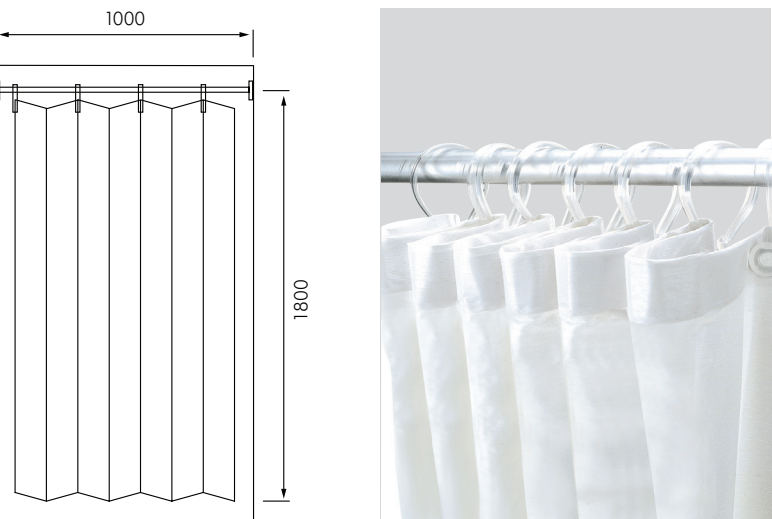
## Delabie Corner Shower Rail Kit

- DE382SP**
- Rail length 1100 x 1100mm
  - Ø20mm stainless steel tube
  - Supplied with adjustable ceiling support
  - Includes 2 x 1800mm high curtains and hooks
  - Complies with NZS4121 for shower



## Delabie Straight Shower Rail Kit

- DE2400SP**
- Adjustable rail 800 - 1000mm
  - Ø20mm stainless steel tube
  - Includes 1 x 1860mm high curtain and hooks





**MACDONALD  
INDUSTRIES LIMITED**

**Auckland (Head Office)**

20 Carr Rd, Three Kings  
Auckland 1041

P: 09 624 1115

F: 09 624 1110

E: [sales@macdonaldindustries.co.nz](mailto:sales@macdonaldindustries.co.nz)

**Wellington**

P: 04 569 8033

F: 04 569 8066

**Christchurch**

P: 03 348 2356

F: 03 348 2376

[www.macdonaldindustries.co.nz](http://www.macdonaldindustries.co.nz)