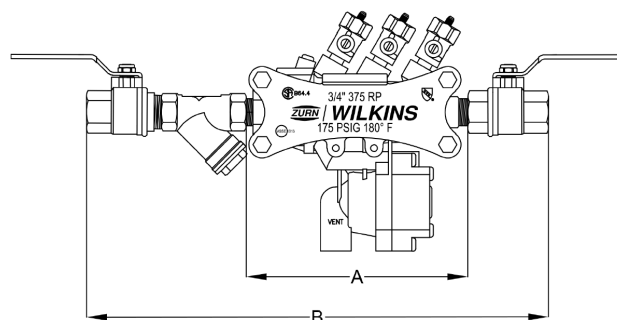


375 (SMALL) REDUCED PRESSURE PRINCIPAL ASSEMBLY 20MM - 50MM

WILKINS



ENGINEERING SPECIFICATION

- Designed for installation on potable water lines.
- Protects against both backsiphonage and backpressure of contaminated water into the water supply.
- Assembly provides protection where a potential health hazard exists (High Hazard).
- The Reduced Pressure Principle Backflow Preventer is Australian Watermark Approved (AZ/NZS 2845.1).
- The Reduced Pressure Principle Assembly is rated to 82°C.
- The Reduced Pressure Principle Assembly is supplied with male pipe thread tailpieces.
- The main body is Nylon and the seat disc elastomers are silicone.
- Unless otherwise specified, the assembly should be mounted at a minimum of 300mm and maximum of 762mm above adequate drains with sufficient side clearance for testing and maintenance.

PRODUCT INFORMATION

MODEL 375 FEATURES

Max. Working Water Pressure	1600kPa
Max. Working Temperature	82°C
Hydrostatic Test Pressure	2400kPa
End Connections	Threaded

MODEL 375 MATERIALS

Main Valve Body	Reinforced Nylon (FDA approved)
Housing	Brass (DZR)
Fastener	Stainless Steel 300 Series
Elastomers	Silicone & Buna Nitrile (FDA approved)
Internals	Delrin & Nylon (NSF listed)
Springs	Stainless Steel 300 Series
Tailpiece	Cast Bronze ASTM B 584
Struts	Forged Brass ASTM B 124

CODE	VALVE SIZE mm	A mm	B mm
W19375L	19	168	330
W25375L	25	178	375
W32375L	32	367	610
W40375L	40	367	635
W50375L	50	367	700

STANDARDS COMPLIANCE

- Australian Watermark (AS/NZS 2845.1) Approved Lic. 1379
- Type Tested AS/NZS 4020 Lic. 20111

MODELS

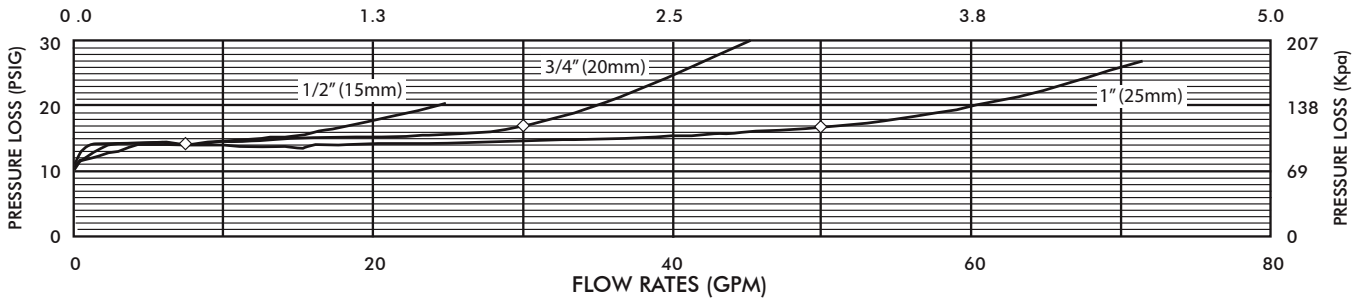
RPZ COMES WITH 2 X BALL VALVES Y-STRAINER

- W19375S** - 19mm Reduced Pressure Zone Device
- W25375S** - 25mm Reduced Pressure Zone Device
- W32375S** - 32mm Reduced Pressure Zone Device
- W40375S** - 40mm Reduced Pressure Zone Device
- W50375S** - 50mm Reduced Pressure Zone Device

FLOW CHARACTERISTICS

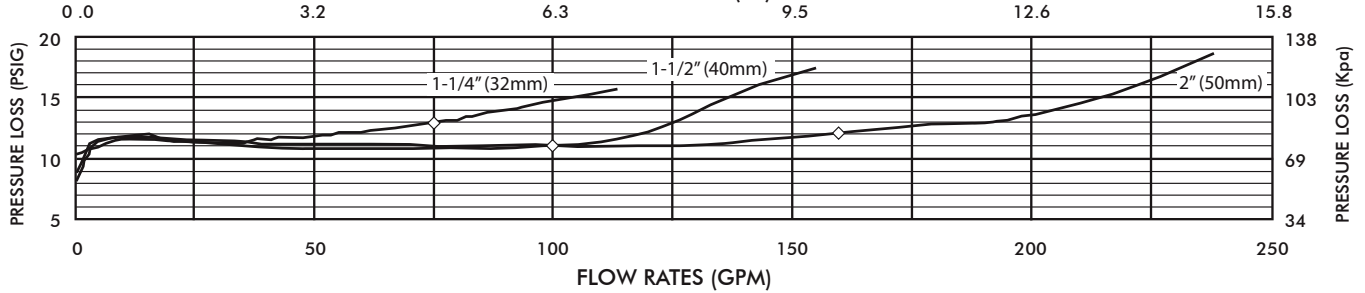
MODEL 375, 375XL 1/2", 3/4" & 1" (STANDARD & METRIC)

FLOW RATES (l/s)



MODEL 375, 375XL 1-1/4"-2" (STANDARD & METRIC)

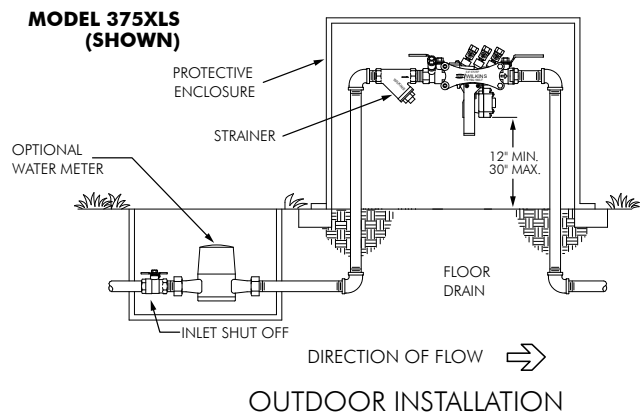
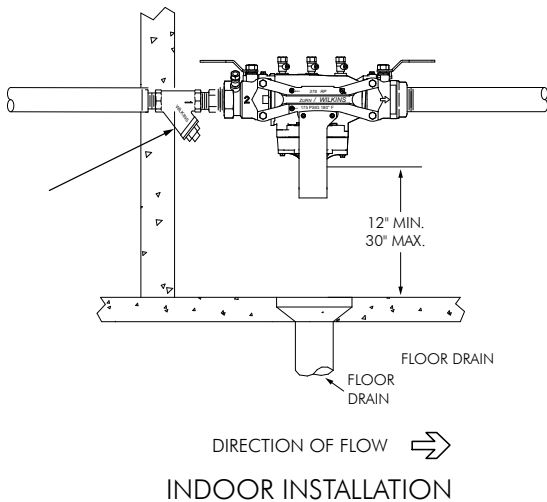
FLOW RATES (l/s)



◇ Rated flow (Established by approval agencies)

TYPICAL INSTALLATION

Local codes shall govern installation requirements. To be installed in accordance with the manufacturers instructions and the latest edition of the Uniform Plumbing Code. Unless otherwise specified, the assembly shall be mounted at a minimum of 12" (305mm) and a maximum of 30" (762mm) above adequate drains with sufficient side clearance for testing and maintenance. The installation shall be made so that no part of the unit can be submerged.



Auckland (Head Office)

20 Carr Rd, Three Kings
Auckland 1042
09 624 1115
sales@macdonaldindustries.co.nz
macdonaldindustries.co.nz

Christchurch

32B Hayton Road
Wigram, Christchurch
03 348 2356
christchurch@macdonaldindustries.co.nz

Wellington

04 569 8033