


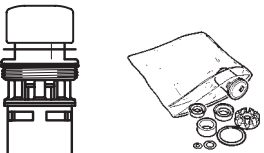



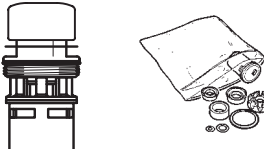




DELABIE TEMPOSTOP SHOWER VALVES

PRODUCT	CODE	DESCRIPTION		CARTRIDGE	MAINT. KIT
	749 627	Inwall shower valve 30 sec run time non adjustable flow rate		743 428 (only adjustable cartridge available)	753 149
	749 628	As above but with adjustable flow rate			
	749 128	As per 749 628 but with round cover plate			
	749 000	Exposed mounted shower valve 3/4" ~30 sec run time		743 749	753 749
	749 141	Through wall mounted shower valve 3/4" ~30 sec run time		743 641	753 749
	749 770	Through panel mounted shower valve 3/4" ~30 sec run time		743 700	753 149

DELABIE TEMPOSTOP SHOWER MIXERS

PRODUCT	CODE	DESCRIPTION		CARTRIDGE	MAINT. KIT
	790 425	Recess mounted shower mixer 160 x 160 plate ~30 sec closing time		743 790	753 790
	790 220	As above but with recessing water proof box			
	790 925	As per 790 425 but with 195 dia plate			