
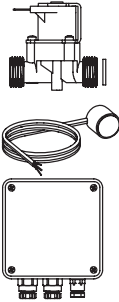

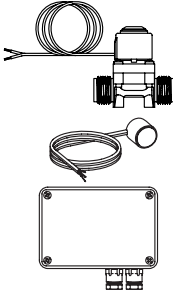

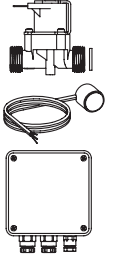

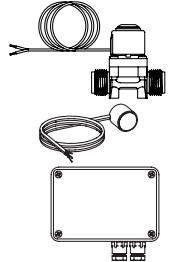



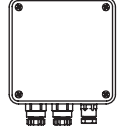

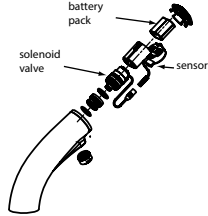

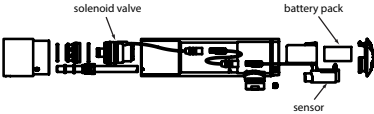

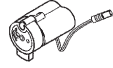






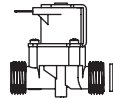





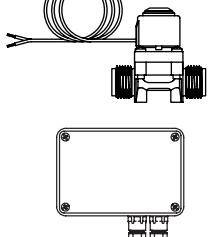
DELABIE TEMPOMATIC & TEMPOMATIC MIX BASIN

PRODUCT	CODE	DESCRIPTION		PART DESCRIPTION	PART NO.
	445 000 495 000	Tempomatic sensor tap Tempomatic Mix mixer tap		12V solenoid valve IR sensor with 0.7m lead Electronic control module	495 626 495 070 495 444RP
	445 006 495 006	Tempomatic battery sensor tap Tempomatic Mix battery mixer tap		6V solenoid valve IR sensor with 0.7m lead Electronic control module	495 646 495 070 495 446
	444 000 494 000	Tempomatic 2 sensor tap Tempomatic Mix 2 mixer tap		12V solenoid valve IR sensor with 1.2m lead Electronic control module	495 626 CEL378V 495 444RP
	444 006 494 006	Tempomatic 2 battery sensor tap Tempomatic 2 Mix battery mixer tap		6V solenoid valve IR sensor with 1.2m lead Electronic control module	495 646 CEL378V 495 446
	441 157	Tempomatic Through Wall		12V solenoid valve IR sensor with 1.5m lead	495 626 495 149
	447 500	Tempomatic in wall mounted		Electronic control module	495 444RP

DELABIE TEMPOMATIC & TEMPOMATIC MIX BASIN

PRODUCT	CODE	DESCRIPTION		PART DESCRIPTION	PART NO.
	442 006 492 006	Tempomatic 3 battery tap Tempomatic Mix 3 battery mixer		Sensor 6V solenoid valve Battery Pack	492 446 492 646 990 223
	443 006	Tempomatic 3 battery tap		Sensor 6V solenoid valve Battery Pack	492 446 492 646 990 223
	440 006 490 006 443 406 443 506 443426 443526	Tempomatic 4 battery tap		Sensor 6V Solenoid valve Battery Pack	490 446 490 646 990 223

BINOPTIC BASIN

PRODUCT	CODE	DESCRIPTION		PART DESCRIPTION	PART NO.
	378 015	Binoptic sensor tap		Sensor & 1.2m lead	CEL 378V
 	379 ENC 379 DER	Wall mounted sensor tap		12V solenoid valve	495 626
	378MCH	Binoptic sensor mixer		Control module	495 444RP
	478 015	Binoptic battery sensor tap		Sensor & 1.2m lead	CEL 378
	478 MCH	Binoptic battery sensor mixer		6V solenoid valve Electronic Control Module	495 646 495 446