


# PUSH PANELS

## DELOS Dual Flush Mechanical Push Panels

Vandal resistant version available using stainless steel push buttons, suitable for use in public buildings. Refer separate literature.



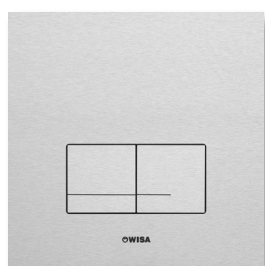
**WHITE  
ABS PLASTIC**  
160 x 160  
Product Code: WS5601




**BRIGHT CHROME  
METAL ALLOY**  
160 x 160  
Product Code: WS4051



**MATT CHROME  
METAL ALLOY**  
160 x 160  
Product Code: WS4031



**NATURAL ALUMINIUM**  
160 x 160  
Product Code: WS0111



**SATIN STAINLESS STEEL**  
160 x 160  
Product Code: WS0101

## LUGA Dual Flush Pneumatic Push Panel

Pneumatic push plates are supplied with pneumatic actuators and tubing allowing cistern tank change over from mechanical to pneumatic activation.


WS4238 buttons are supplied with 2m tubing allowing remote mounting of buttons on panels (by others).



**ALUMINIUM** 160 x 160  
Product Codes:  
Natural - WS9745  
Black - WS9738



**GLASS** 160 x 160  
Product Codes:  
White - WS9801  
Black - WS9838



**BLANK PANEL**  
Must be used for access to service cistern when WS4238 buttons are used



**STAINLESS STEEL**  
66 dia button  
Product Codes:  
Single flush - WS4238SF  
Dual flush - WS4238DF