

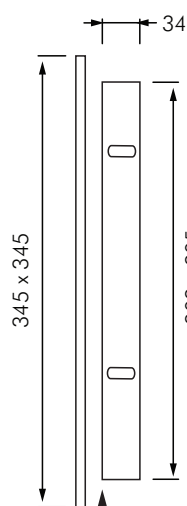
## ZA

# ACCESS PANELS FOR ZURN FLUSHING VALVES

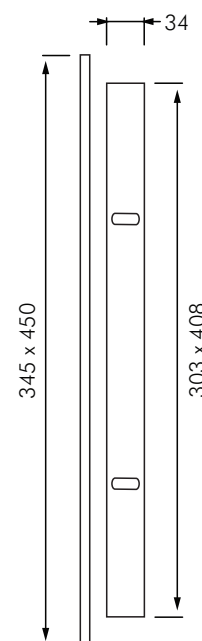


### FOR USE WITH:

ZURN Single Flush  
Flush Valves



Front edge of frame to  
mount max 15mm from  
finished face wall



## DESCRIPTION

ZA access panels are designed to give access to recess mounted ZURN single flush, flushing valves.

Panel fabricated in 1.6mm Type 304 stainless steel with a No 4 brushed finish. Standard size 345 x 345, but also available as -SP 345 x 450 where greater access to valve is required..

ZA access panels are available in:

- Blank - to suit valves where the button is remotely mounted from the valve.
- With 38mm hole - to suit valve supplied with standard Zurn button assembly.
- To suit Zurn EMS sensors - where the sensor is mounted on the panel giving direct access behind the panel.
- To suit Zurn EMSS sensors - where the sensor is mounted on the panel giving direct access behind the panel.

**Heavy Duty versions using 2mm plates with radiused edges are available (refer separate literature).**

Continued >

### Auckland (Head Office)

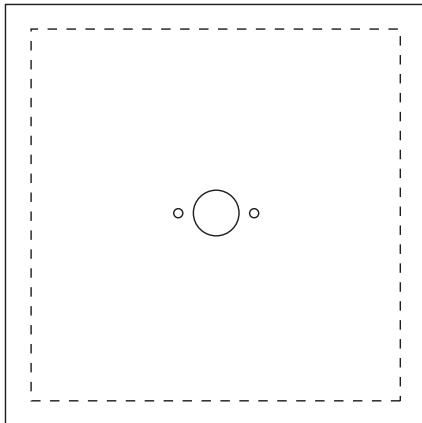
20 Carr Rd, Three Kings  
Auckland 1042  
09 624 1115  
sales@macdonaldindustries.co.nz  
macdonaldindustries.co.nz

### Christchurch

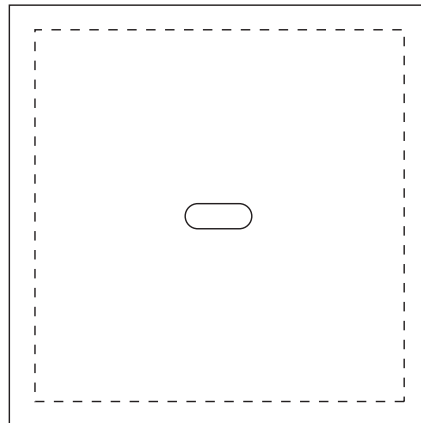
32B Hayton Road  
Wigram, Christchurch  
03 348 2356  
christchurch@macdonaldindustries.co.nz

### Wellington

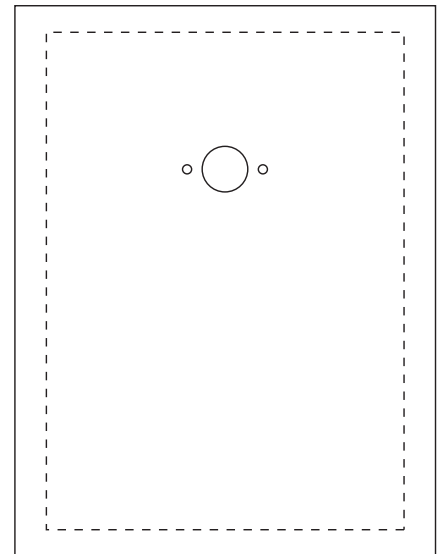
04 569 8033



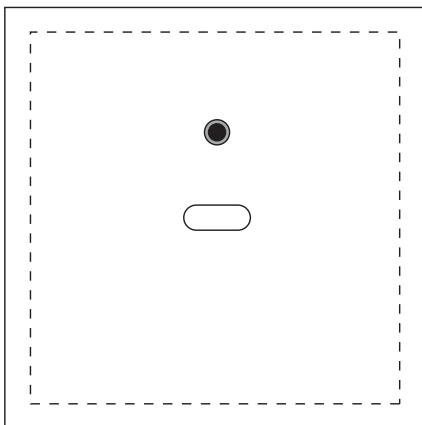
ZAH



ZAES



ZAH-SP



ZAH-ESS

## INSTALLATION

Wall should be framed to provide an opening as per dimensions shown (right) for screw fixing frame prior to lining. Do not set access panel frame further than 15mm from finished wall face. Ensure panel is positioned so button assemblies do not foul on valve body behind.

Ensure position of panel does not conflict button or sensor assemblies with toilet seat and/or lid. If used on disabled compliant WC's, avoid conflict with any back rest.

## SPECIFICATION

Zurn Model ZA.... access panel and wall mounting frame all manufactured in Type 304 stainless steel. Panel 1.6mm No 4 brush finish.

## MODELS

- |                   |   |
|-------------------|---|
| <b>ZA-B</b>       | - Blank panel without button mounting hole.   |
| <b>ZA-H</b>       | - Standard panel with 38mm hole to suit Zurn button   |
| <b>ZA-SP</b>      | - SP panel without button hole  |
| <b>ZA-H-SP</b>    | - SP panel with 38mm hole   |
| <b>ZA-EMS</b>     | - Standard panel with cut-out and fixings for Zurn EMS sensor to mount                            |
| <b>ZA-EMSS</b>    | - Standard panel with cut-out and fixings for Zurn EMSS sensor c/w over-ride push button to mount |
| <b>ZA-EMS-SP</b>  | - SP panel to suit Zurn EMS sensor  |
| <b>ZA-EMSS-SP</b> | - SP panel to suit Zurn EMSS sensor   |



**MACDONALD  
INDUSTRIES LIMITED**

### Auckland (Head Office)

20 Carr Rd, Three Kings  
Auckland 1042  
09 624 1115  
sales@macdonaldindustries.co.nz  
macdonaldindustries.co.nz

### Christchurch

32B Hayton Road  
Wigram, Christchurch  
03 348 2356  
christchurch@macdonaldindustries.co.nz

### Wellington

04 569 8033