
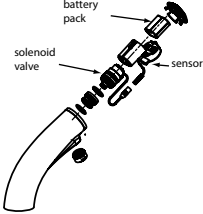

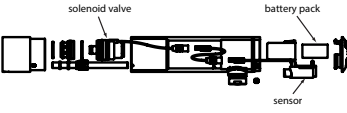

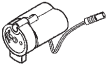




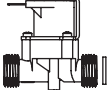




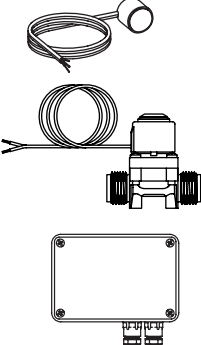



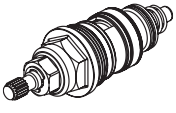


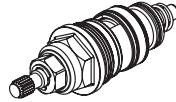

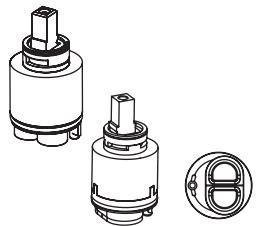

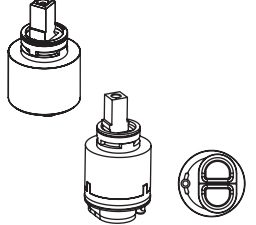


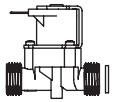
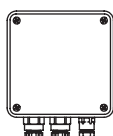



DELABIE TEMPOMATIC BASIN TAP & TEMPOMATIC MIX BASIN MIXER

PRODUCT	CODE	DESCRIPTION		PART DESCRIPTION	PART NO.
	442 006 492 006	Tempomatic 3 battery tap		Sensor 6V solenoid valve Battery Pack	492 446 492 646 990 223
	443 006	Tempomatic 3 battery tap		Sensor 6V solenoid valve Battery Pack	492 446 492 646 990 223
	440 006 490 006 443 406 443 506 443 426 443 526	Tempomatic 4 battery tap		Sensor 6V Solenoid valve Battery Pack	490 446 490 646 990 223

DELABIE BINOPTIC BASIN TAPS

PRODUCT	CODE	DESCRIPTION		PART DESCRIPTION	PART NO.
	378 015	Binoptic sensor tap		Sensor & 0.7m lead Sensor & 1.5m lead (wall mounted taps only)	CEL 378V CEL 378150V
 	379 ECM 379 ENC 379 DER	Wall mounted sensor tap (with wall plate) Wall mounted sensor tap		12V solenoid valve	495 626
	378MCH	Binoptic sensor mixer		Control module	495 444BC
 	478 015 478 MCH	Binoptic battery sensor tap Binoptic battery sensor mixer		Sensor & 0.7m lead 6V solenoid valve Electronic Control Module	CEL 378V 495 646 495 446BC

DELABIE HEALTHCARE TAPS

PRODUCT	CODE	DESCRIPTION		PART DESCRIPTION	PART NO.
	DEH9610	Securitherm wall mounted thermostatic sequential mixer with stop valves connectors		Thermostatic sequential cartridge	DEN96L
	DEH9600	Securitherm bench mounted sequential thermostatic mixer			
	DEH9718	Securitherm wall mounted twin handled thermostatic mixer		Thermostatic cartridge	DEN9719
	DE2821L DE2821T	Bioclip basin mixer with removable head		Ceramic Cartridge with 5l/min flow limiter	DEN009AG75
	DE2821LEP DE2821TEP	Bioclip basin mixer with EP cartridge and removable head		Ceramic Cartridge with pressure balancing feature	DEN252
	DE2564... DE2565... DE2870...	Hi spout faucets		Ceramic Cartridge with 5l/min flow limiter	DEN248AA75
	DE2564...EP DE2565...EP	As above but with EP cartridge		Ceramic Cartridge with pressure balancing feature	DEN252
	DE20870T1 DE20870T3	Hi spout electronic mixer with removable Bioclip spout		Sensor & 1.2m lead	CEL 378V
				12V solenoid valve	495 626
	DE20804T2	Wall mounted electronic spout with removable Bioclip spout		Control module	495 444RP
	DE18047	Bioclip wall spout		Disposable spouts (10) L146	DE20015
				Replacement brass spouts (2) L156	DE20002